


LEARN



EUROPEAN CITIZENS' INITIATIVE

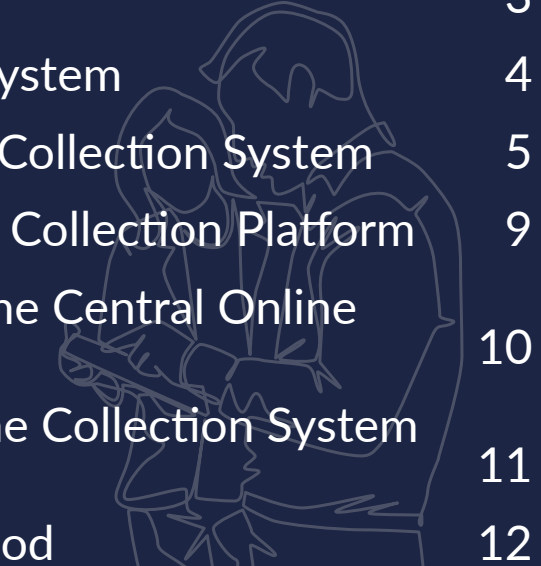
The Central Online Collection System



LEARN - DISCUSS - CONNECT - SEEK ADVICE

| TABLE OF CONTENTS

Overview	3
The Central Online Collection System	4
Structure of the Central Online Collection System	5
Ways to Customise Your Online Collection Platform	9
When Signing an Initiative via the Central Online Collection System	10
Redirecting to the Central Online Collection System from your campaign site	11
End of Signature Collection period	12



1

Overview

The goal of a European Citizens' Initiative is to reach at least 1 million signatures, including a minimum number in at least seven Member States, in 12 months. As an organiser, you will have 6 months from the date of registration of your initiative to decide when to begin the one-year collection of statements of support - using both paper forms and/or online.

Signatories need to be EU citizens (nationals of EU Member States) and old enough to vote in European Parliament elections (age 18 or lower in some Member States) – unless the Member State has decided to lower the minimum age for initiative signatories to 16 and has informed the Commission accordingly. See the list of age requirements.

The Central Online Collection System is the sole online collection system for European Citizens' Initiative for initiatives registered after 01/01/2023.



2

The Central Online Collection System

The Central Online Collection System is composed of two parts:

- a. The public part that the citizens access to support initiatives.
- b. The administration part from which Organisers can customise their system or send messages to their supporters. To find out more information about the administration part, please refer to the ECI Organiser Manual (accessible for organisers).

Main features of the Central Online Collection System:

- minimum preparation (turnkey solution) and free of charge;
- no approvals or certifications required: the system already complies with technical and security standards
 - to use the system, you just sign an agreement with the Commission;
- quick setup: to use the system, simply inform the Commission 10 working days before starting the collection, via your organiser account;
- Guarantees a high level of security, complying with the Decision¹ on the security of communication and information systems in the European Commission;
- the system is fully accessible for people with disabilities
- Regularly undergoing tests for vulnerability, performance, usability and accessibility;
- Gives organisers possibility to send emails to supporters;
- Fully integrated with the ECI organiser account;
- Fully integrated with the File Exchange Service (for transfer of statements of support to Member States for their verification in case of successful initiatives);
- Continuously evolving by gathering input from stakeholders.



¹ Commission Decision (EU, Euratom) 2017/46 of 10 January 2017 on the security of communication and information systems in the European Commission, OJ L 6, 11.1.2017, p. 40.

3

Structure of the Central Online Collection System

The left side panel area of the website is designed to display:



European Union

EN

EUROPEAN CITIZENS' INITIATIVE - Central online collection system



New My Initiative



European
Citizens'
Initiative

Objectives

Objectives of My New Initiative

Webpage of the initiative in the European Commission's register

<https://europa.eu/citizens-initiative/initiatives/details/2022/000022>

Website of this initiative (if any):

<https://myinitiative.eci.com>

Contact persons

tr tr
eciorganiser.demo@gmail.com

t2 t2
test@test.com

Registration number

ECI(2022)000022

Start of the collection period

15/12/2022

[-Hide more info](#)

Support this initiative proposed by European Union citizens

Select your country of nationality

- the initiative logo;
- the subject matter;
- main objectives of the proposed initiative;
- the link to the page of the initiative in the European Commission's register;
- the initiative's website.
- the link to their different social media

Additional information on this panel includes the contact information of the organisers, the registration number and the start and end date of the collection period.

The progress bar, on the left side panel area, allows the public to see the progress of the collection of statements. This is where organisers can also add their initiative social media links.







Below the progress bar, you can find displayed the number of signatories and the current number of statements of support collected online per country. When clicking on 'View all countries' you can also access a distribution map and a table showing the current number of statements of support collected online and the percentage reached of the required thresholds.

Statements of support collected online



Total: 2

Threshold: To be successful, a European citizens' initiative has to reach one million statements of support as well as minimum thresholds in at least 7 countries.

-  Countries that have reached the threshold
-  Countries below the threshold
-  Countries without any statements of support
-  Non-EU countries

Country	Statements of support	Threshold	Percentage
Austria No statement yet	0	13,395	0%
Belgium No statement yet	0	14,805	0%
Bulgaria No statement yet	0	11,985	0%
Croatia No statement yet	0	8,460	0%

At the bottom of the website are links to the ECI website, where users can find more information about the European Citizens' Initiative as a tool, how to sign to a European citizens' initiative and the next steps of a European citizens' initiative.



4

Ways to Customise Your Online Collection Platform

Initiative organisers have the possibility to customise their signature platform in the Central Online Collection System. These are the ways in which an organiser can customise:

1. Upload of own initiative logo;
2. Setup of primary colour;
3. Display of initiative signature collection progress bar;
4. Display of signature distribution map;
5. Display of recent signatories;
6. Display of call-back URL;
7. Display of social media links ('Make it social');
8. Inform supporters;
9. Display the feedback of the signatories.

The citizen signing the initiative can change the language of the interface at any time using a drop-down list on the top right of page. The language of the initiative information will change accordingly.

After citizens successfully support an initiative, they are automatically sent to a *thank you* page. On this *thank you* page, the citizen is invited to share the initiative on their social media channels. The links to these social media pages can be defined in the ECI Organiser – Manage OCS Screen. The organiser can customise the message displayed to encourage supporters to share their support on social media, for example 'Tell your friends'.



EUROPEAN CITIZENS' INITIATIVE - Central online collection system



Thank You!

Your statement of support has been submitted successfully

Signature identifier

5db8402a-32c4-4b0f-8e74-a8f9203013c4

Date of signature

20/12/2022

Please keep the references above for any enquiries

[Download signature identifier](#)

Tell your friends

Share this initiative and make a change



[Share on Facebook](#)



[Tweet it](#)



[Share on LinkedIn](#)

How was the experience of supporting this initiative?

POOR

FAIR

GOOD

VERY GOOD

Your feedback will help us improve this site.

300

Write your feedback...

[Send feedback](#)

Please leave us your email address if you would like to stay informed:

About this citizens' initiative ([privacy statement](#))

About the European Citizens' Initiative in general ([privacy statement](#))

I have read the relevant privacy statement and I agree with the processing of my personal data.

Email address

[Stay informed](#)

5


When Signing an Initiative via the Central Online Collection System

Depending on the citizen's country of nationality they are offered to sign the initiative either via an online form or via an eID of their country.

Once the country has been selected, the relevant form to be completed by the signatory appears on the same page. Each form is customised according to the data required by the Member State selected.

Once the citizen successfully submits their signature, the citizen is invited to enter their email address to receive more information about the initiative and its progress. If the citizen enters the email, the organiser can contact them via their ECI organiser account in the Inform supporter module.

Note: The Central Online Collection System records the language the citizen selected to visit the site and sign the initiative. This allows the organiser to know which language the citizen prefers.



6

Redirecting to the Central Online Collection System from your campaign site

From your own initiative campaign site, you can redirect to your initiative's page in the Central Online Collection System. See the manual for specific instructions.



7

End of Signature Collection period

On the end date of your initiative collection period, the system will **automatically close signature collection at 24:00 CET**.

The home page of your collection system will display the information that the Signature Collection has closed. Citizens will not be able to sign the initiative, but they will still be able to consult the signature collection data via the map and table showing the number of support the initiative collected.

Have additional questions about the online collection system? Please consult the Manual (available to organisers).

