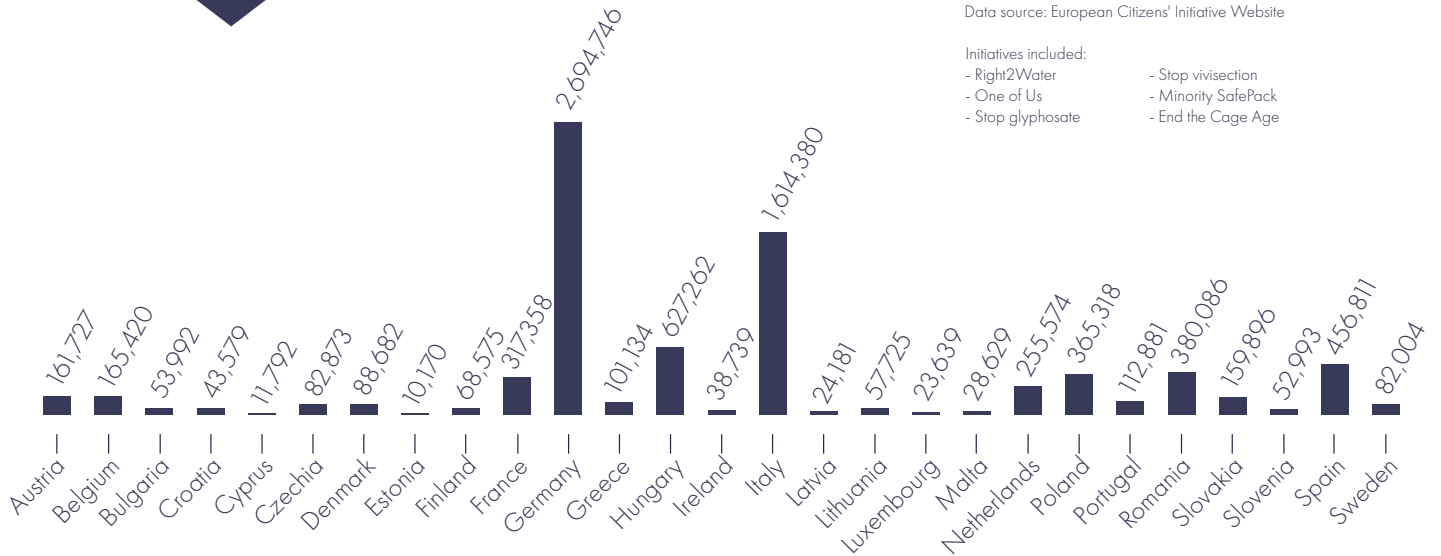


European Citizens' Initiative: Data & Figures

Data of May 2022



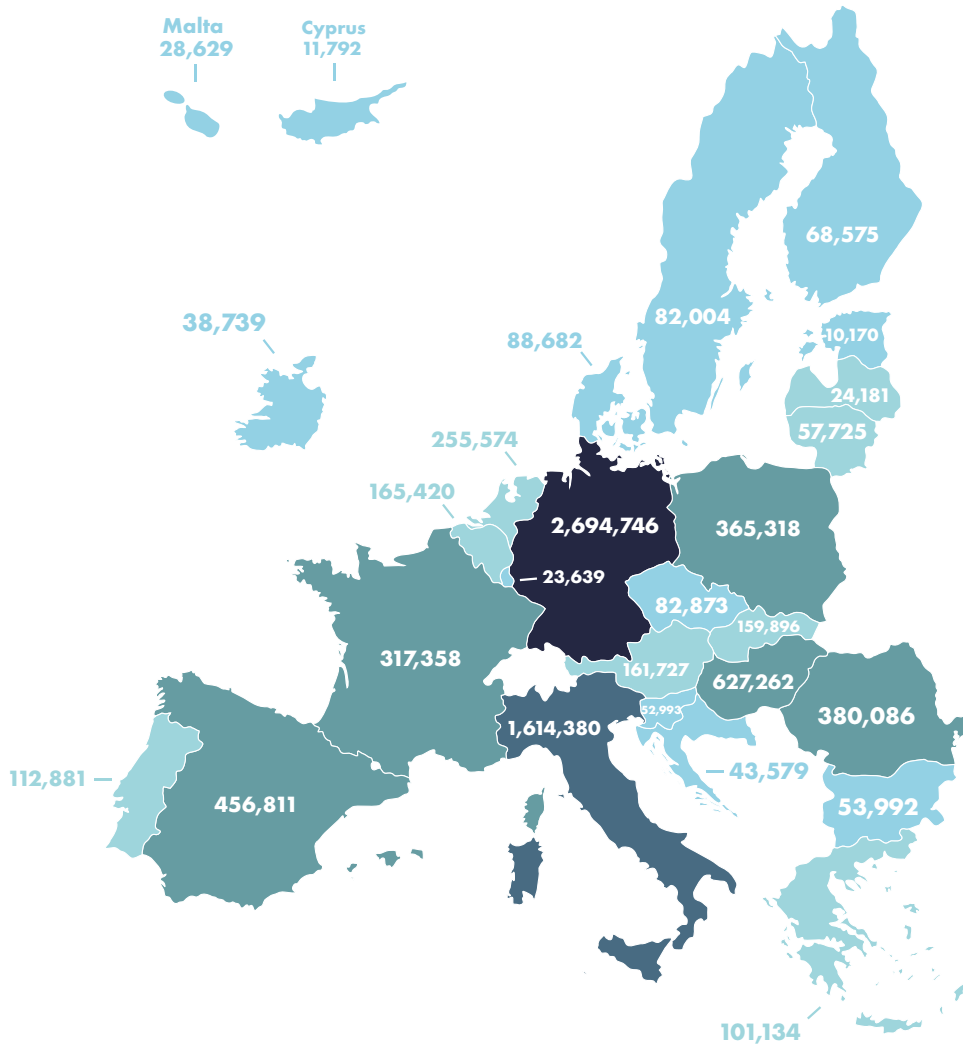
Overall validated signatures collected by six successful initiatives 2012 - 2020



Data source: European Citizens' Initiative Website

Initiatives included:

- Right2Water
- Stop vivisection
- One of Us
- Minority SafePack
- Stop glyphosate
- End the Cage Age



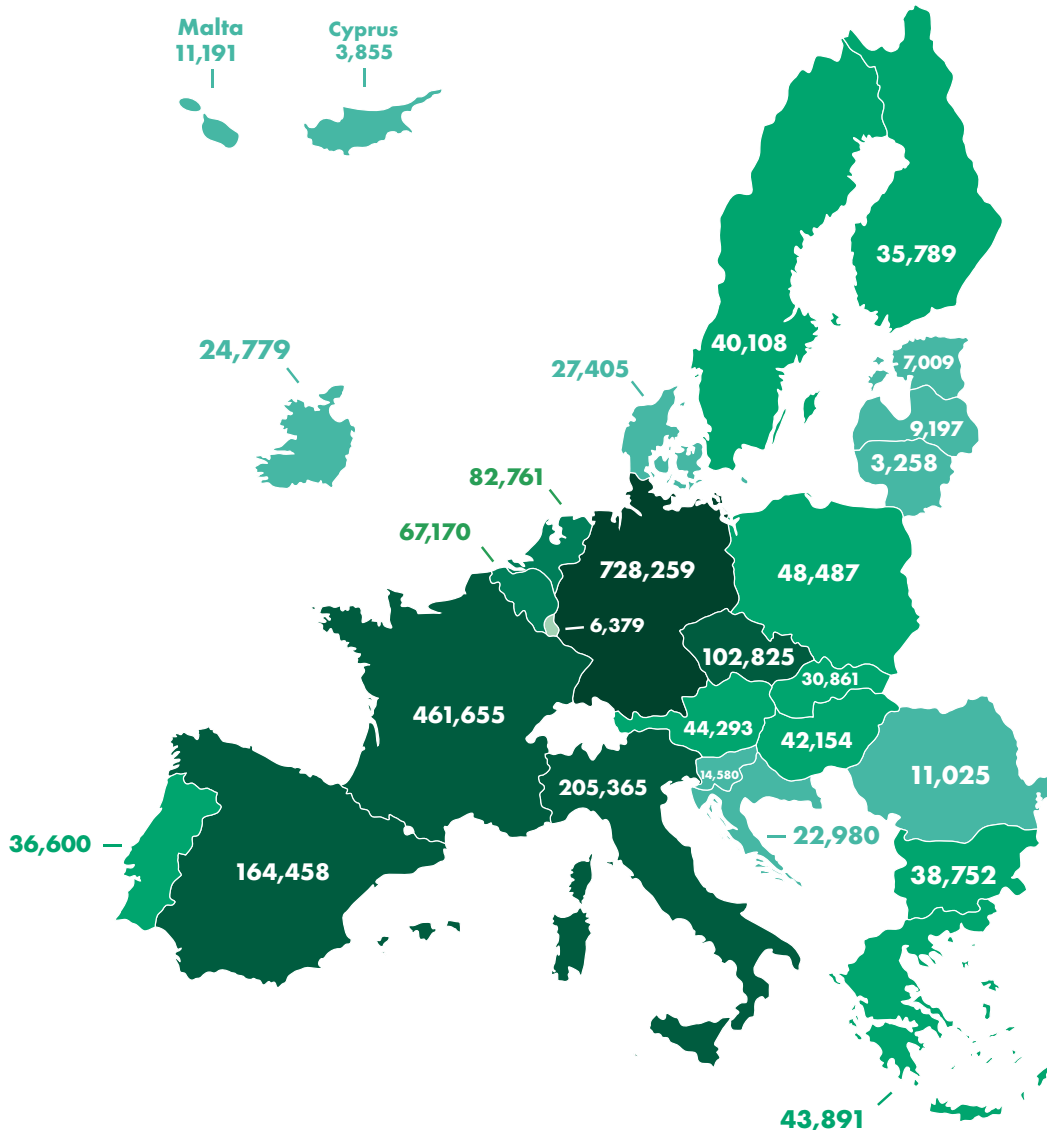
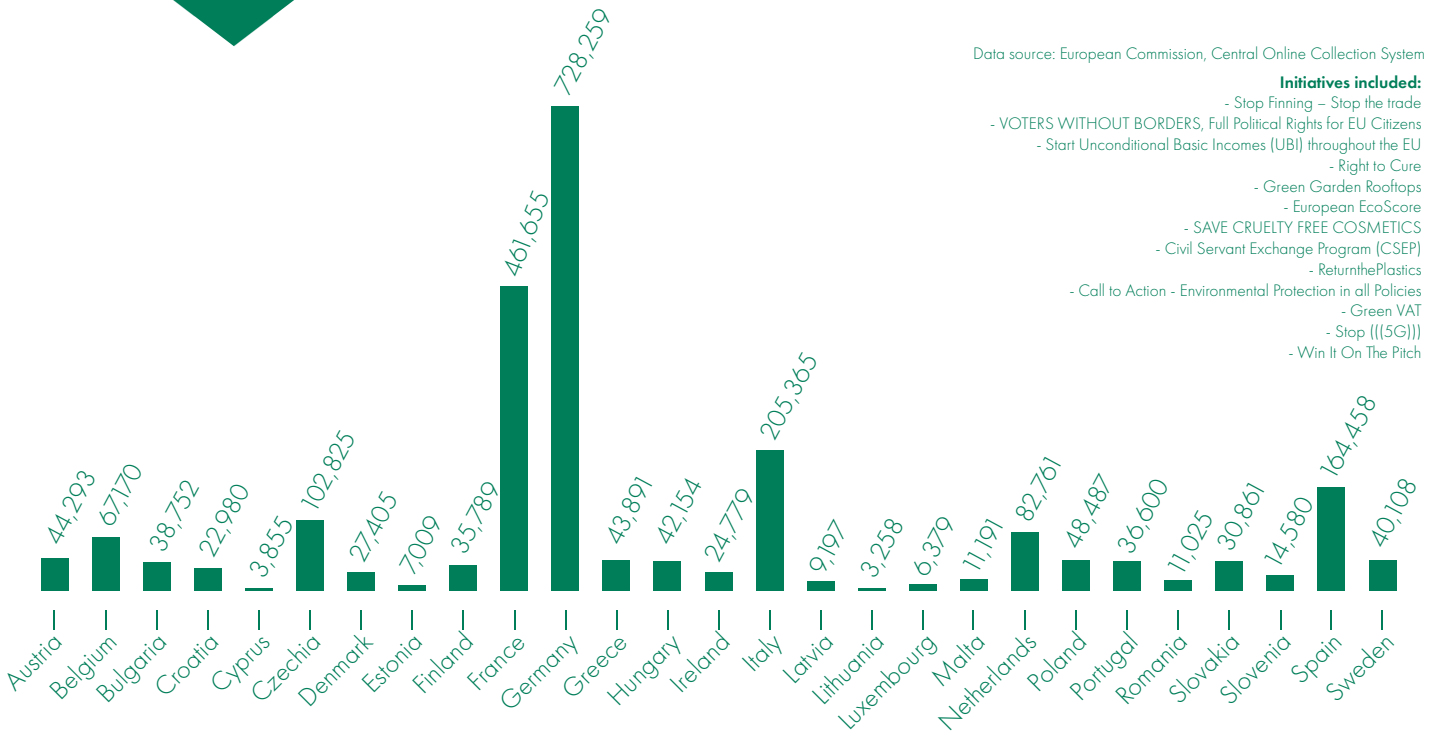


Signatures collected through Central Online Collection System for 13 ECIs Jan 2020 - May 2022

Data source: European Commission, Central Online Collection System

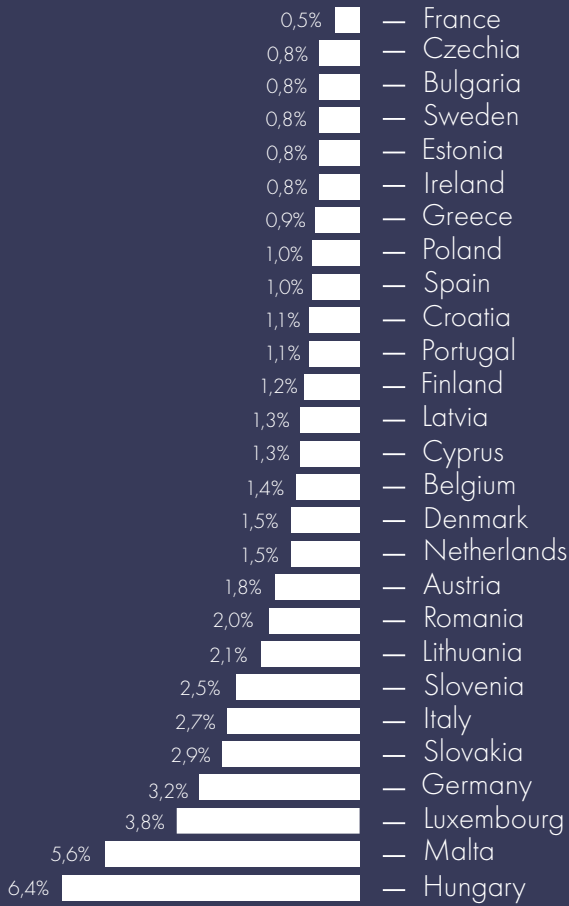
Initiatives included:

- Stop Finning – Stop the trade
- VOTERS WITHOUT BORDERS, Full Political Rights for EU Citizens
- Start Unconditional Basic Incomes (UBI) throughout the EU
- Right to Cure
- Green Garden Rooftops
- European EcoScore
- SAVE CRUELTY FREE COSMETICS
- Civil Servant Exchange Program (CSEP)
- ReturnthePlastics
- Call to Action - Environmental Protection in all Policies
- Green VAT
- Stop ((5G))
- Win It On The Pitch





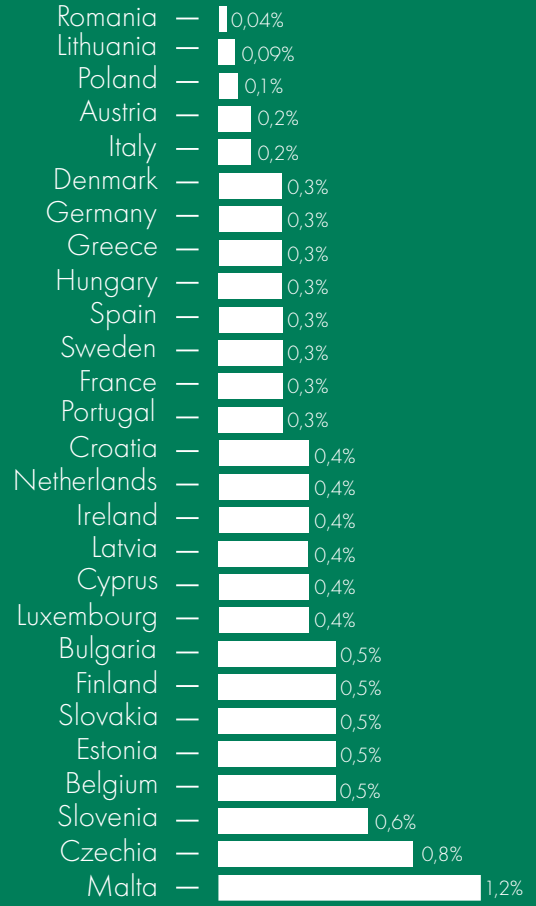
Overall signature numbers compared to Member State population, 2012 - 2020 successful ECIs



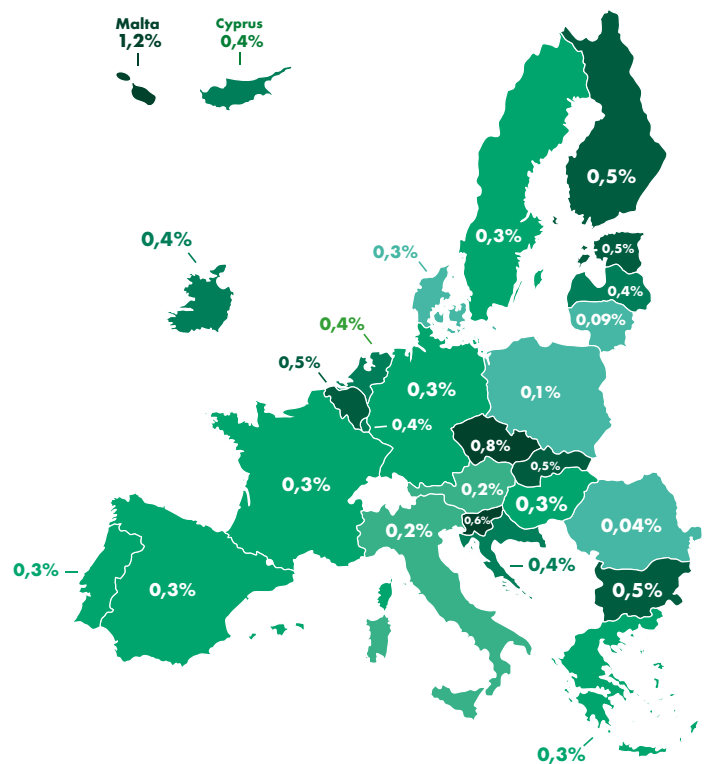
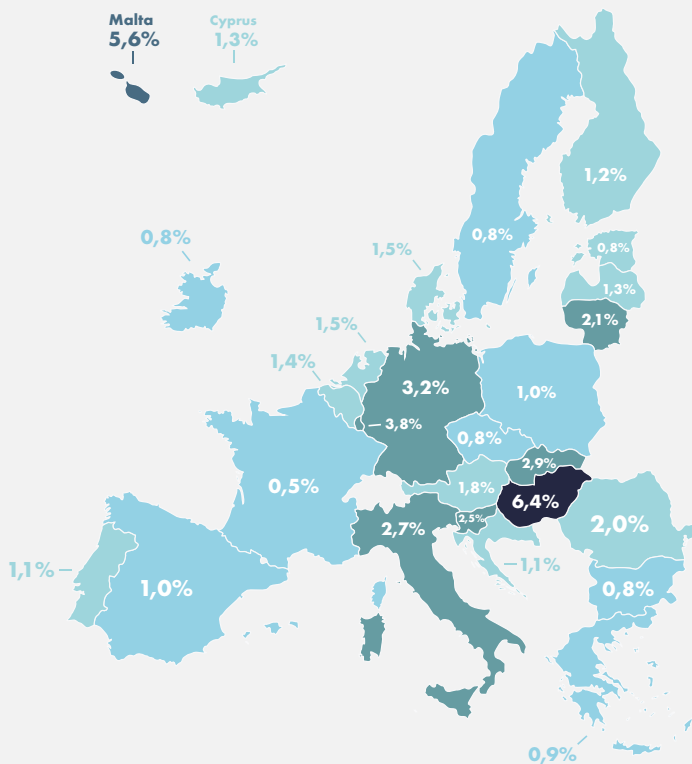
Data sources: European Commission, Central Online Collection System, Eurostat database (2020)



Overall signature numbers compared to Member State population, Jan 2020 - May 2022 (COCS)



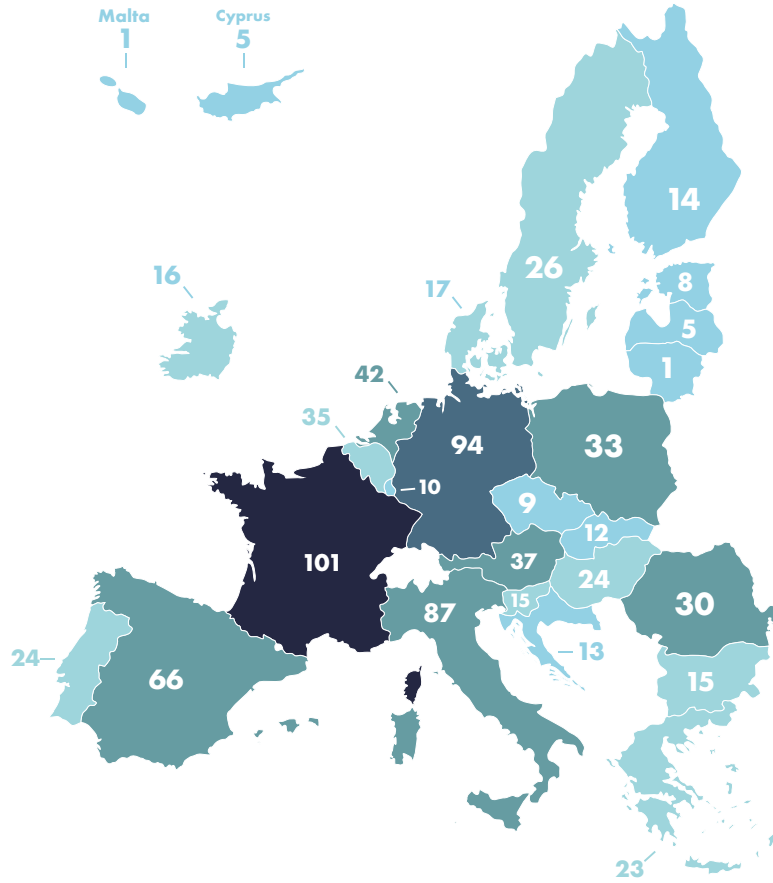
Data sources: European Commission, Central Online Collection System, Eurostat database (2022)





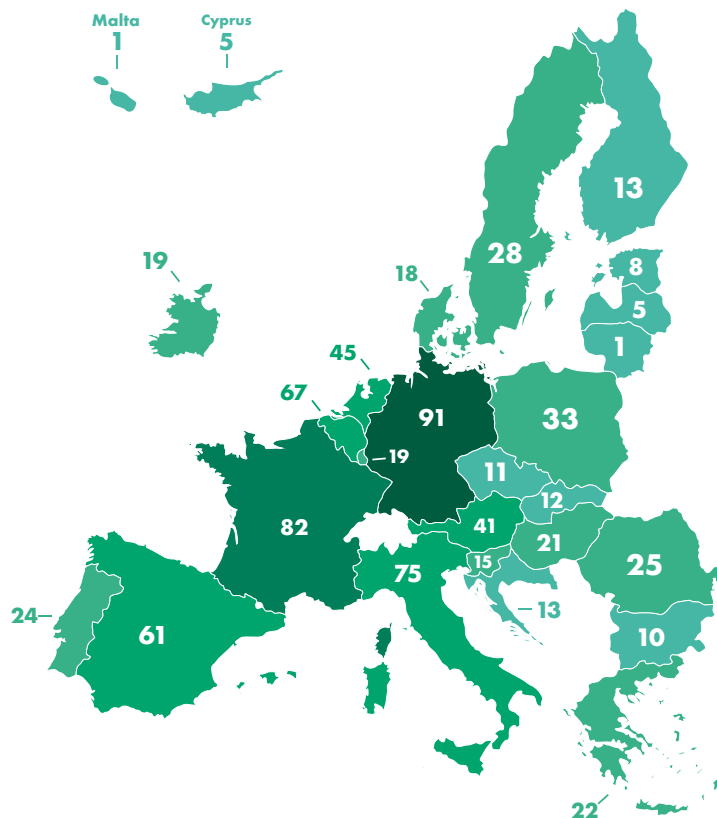
Country of nationality of ECI organisers (number of committee members having the nationality of that country)

Data sources: European Commission



Country of residence of ECI organisers (number of committee members residing in that country)

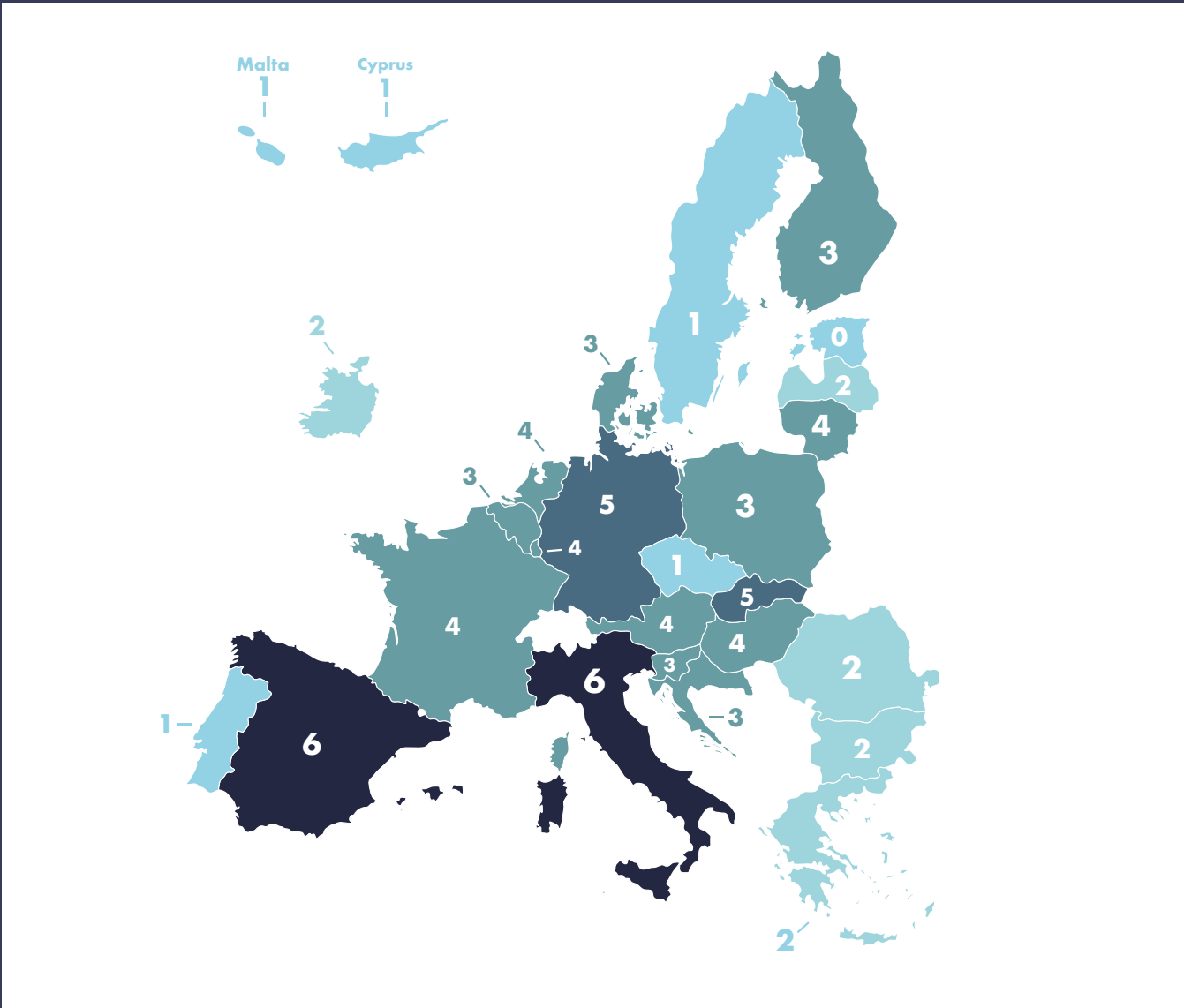
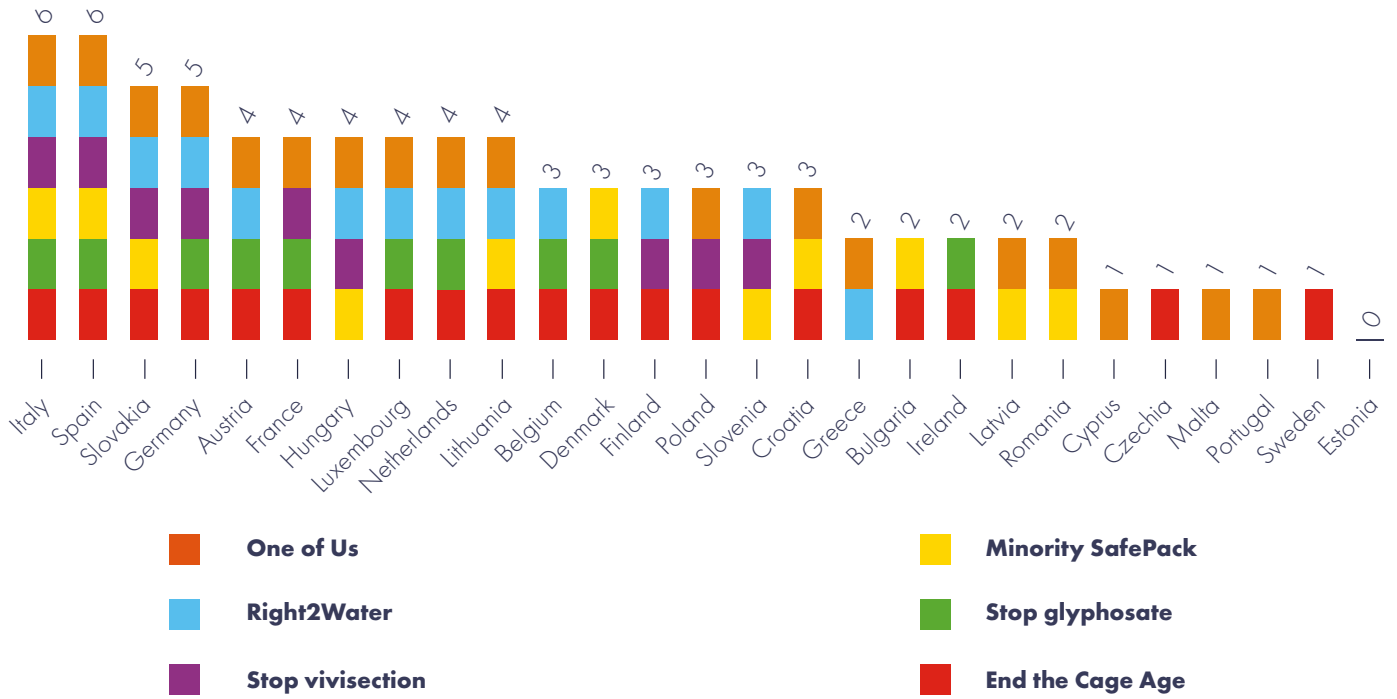
Data sources: European Commission





Number of successful ECIs that reached the threshold in each Member State

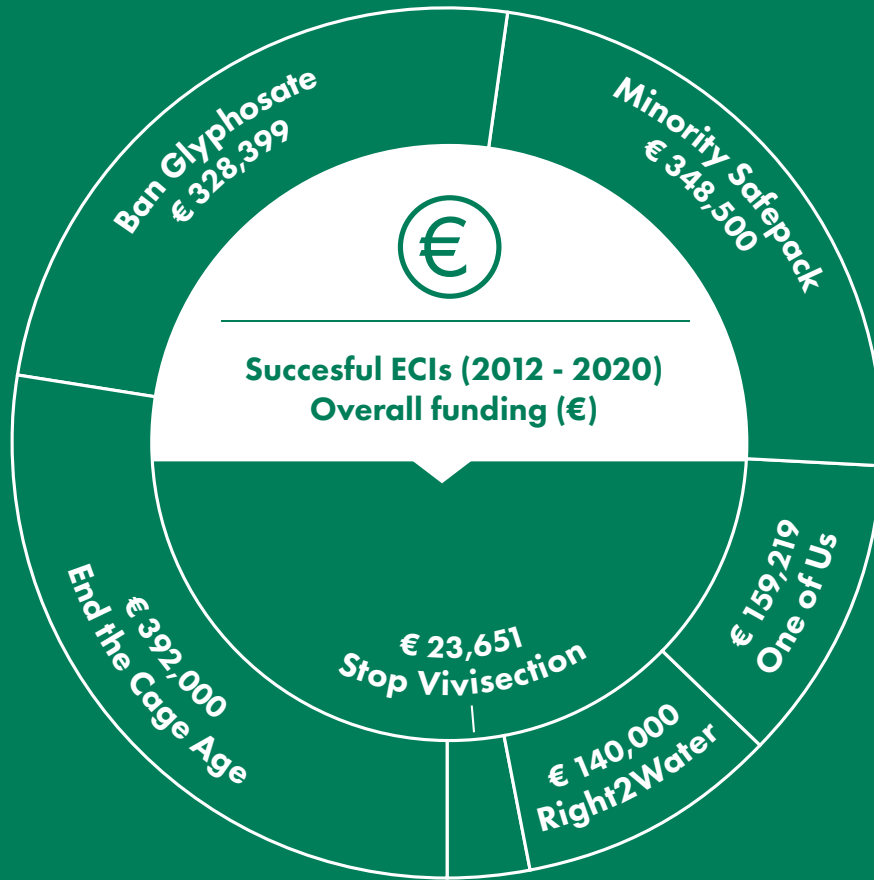
Data sources: European Commission





Data on funding

Data source for all graphs: European Citizens' Initiative Website



Other ECIs (collection finished in 2012-2022) - Overall funding of those ECIs where data available (€)

- New Deal 4 Europe
- Single Communication Tariff
- Suspension of the EU climate & Energy Package
- Unconditional Basic Income (UBI) - (2013)
- Retaining European Citizenship
- A price for carbon to fight climate change

2,000 - 3,000







ECI organisers' age distribution

Data source for all graphs: European Commission

ECI organisers' age distribution - Successful initiatives (2012 - 2020)



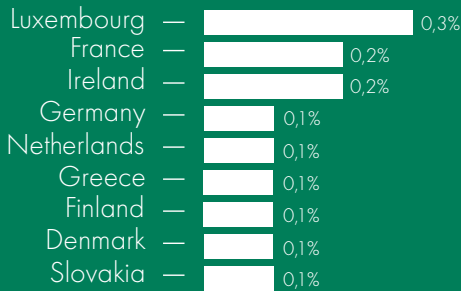
Organisers' age distribution - ALL ECIs (2012 -)



Overall numbers of signatures 2020 - May 2022 collected via Central Online Collection System in correlation to the population size and the type of data required (A or B)

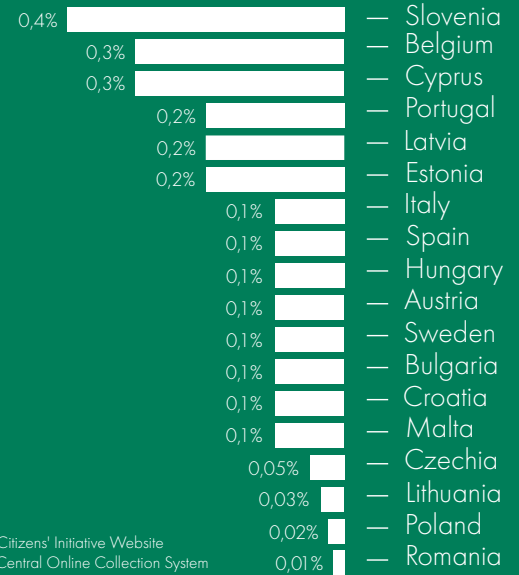
A

A: Full first names, Family names, **Residence** (street, number, postal code, city, country), Date of birth, Date, Signature



B

B: Full first names, Family names, **Personal identification number/personal identification document number**, Type of personal identification number or document, Date, Signature



Data source: European Citizens' Initiative Website
European Commission, Central Online Collection System



Special eurobarometer 517 Future of Europe (Jan. 2022)

Which of the following do you think are the best ways of ensuring your voice is heard by decision-makers at EU level?
(MAX. 3 ANSWERS)(%)

1st MOST FREQUENTLY MENTIONED ITEM

2nd MOST FREQUENTLY MENTIONED ITEM

3rd MOST FREQUENTLY MENTIONED ITEM

	Voting in European elections	Voting in other elections	Signing a petition	Joining a demonstration	Taking part in events such as citizens' debates, citizens' assemblies, etc.	Joining a European Citizens' Initiative	Going on strike	Joining or supporting a political party	Taking part in debates on the Internet or through online social networks	Joining or supporting a civil society organisation, such as a non-governmental organisation	Joining or supporting a trade union	Taking part in European online consultations	You won't be heard anyway (SPONTANEOUS)	You are not interested in being heard (SPONTANEOUS)
EU27	55	30	21	14	13	13	11	10	10	9	7	7	5	2
Belgium	59	23	27	11	12	16	7	11	11	10	9	15	2	2
Bulgaria	42	33	15	14	11	10	10	11	13	8	5	7	11	2
Czechia	53	18	32	13	13	17	10	10	10	7	4	8	2	1
Denmark	79	36	19	6	11	13	2	15	8	10	8	7	1	1
Germany	70	38	26	14	17	14	6	12	10	8	5	5	3	1
Estonia	46	37	7	4	10	10	4	9	11	8	4	5	12	3
Ireland	66	42	28	14	9	10	7	10	10	7	7	6	1	0
Greece	61	30	21	14	20	12	11	4	15	9	5	6	11	4
Spain	53	30	14	14	7	9	16	4	7	4	5	5	7	3
France	56	25	22	15	10	10	12	6	8	7	7	5	7	2
Croatia	50	30	29	14	15	17	9	8	15	13	7	8	2	2
Italy	43	24	18	16	14	16	19	13	10	14	11	8	5	2
Cyprus	60	40	18	11	9	12	7	7	10	5	3	6	12	3
Latvia	47	21	12	6	9	9	8	6	13	7	5	5	11	3
Lithuania	47	33	21	7	9	16	7	3	13	4	4	6	10	2
Luxembourg	63	30	27	11	8	8	8	7	12	7	8	8	1	1
Hungary	55	34	20	6	10	11	5	7	9	7	7	8	3	3
Malta	67	40	30	12	5	9	6	17	13	6	7	10	1	3
Netherlands	77	28	27	5	9	23	2	20	10	12	8	17	2	0
Austria	55	38	20	10	15	16	10	12	13	10	9	7	5	2
Poland	34	30	24	18	15	13	10	9	11	11	10	11	3	4
Portugal	49	18	9	14	9	7	11	10	7	3	9	4	18	4
Romania	41	34	17	15	14	13	11	6	11	11	7	10	6	3
Slovenia	54	23	22	10	10	11	7	8	10	10	5	6	5	5
Slovakia	27	22	33	11	15	10	14	7	12	8	5	8	6	7
Finland	83	40	25	5	5	32	5	13	6	12	6	6	1	0
Sweden	88	35	16	8	8	12	3	34	10	17	8	4	1	0